

Health Expectancy in Poland

What is health expectancy?

Health expectancies were first developed to address whether or not longer life is being accompanied by an increase in the time lived in good health (the compression of morbidity scenario) or in bad health (expansion of morbidity). So health expectancies divide life expectancy into life spent in different states of health, from say good to bad health. In this way they add a dimension of quality to the quantity of life lived.

How is the effect of longer life measured?

The general model of health transitions (WHO, 1984) shows the differences between life spent in different states: total survival, disability-free survival and survival without chronic disease. This leads naturally to life expectancy (the area under the 'mortality' curve), disability-free life expectancy (the area under the 'disability' curve) and life expectancy without chronic disease (the area under the 'morbidity' curve).

The general model of health transition (WHO, 1984) : observed mortality and hypothetical morbidity and disability survival curves for females, USA, 1980



e_0^{**} and e_{60}^{**} are the number of years of autonomous life expected at birth and at age 60, respectively.
 M_{50}^{**} is the age to which 50% of females could expect to survive without loss of autonomy.

There are in fact as many health expectancies as concepts of health. The commonest health expectancies are those based on self-perceived health, activities of daily living and on chronic morbidity.

How do we compare health expectancies?

Health expectancies are independent of the size of populations and of their age structure and so they allow direct comparison of different population sub-groups: e.g. sexes, socio-professional categories, as well as countries within Europe (Robine et al., 2003).

Health expectancies are most often calculated by the Sullivan method (Sullivan, 1971). However to make

valid comparisons, the underlying health measure should be truly comparable.

To address this, the European Union has decided to include a small set of health expectancies among its European Core Health Indicators (ECHI) to provide summary measures of disability (i.e., activity limitation), chronic morbidity and perceived health. Therefore the Minimum European Health Module (MEHM), composed of 3 general questions covering these dimensions, has been introduced into the Statistics on Income and Living Conditions (SILC) to improve the comparability of health expectancies between countries.* In addition life expectancy without long term activity limitation, based on the disability question, was selected in 2004 to be one of the structural indicators for assessing the EU strategic goals (Lisbon strategy) under the name of “Healthy Life Years” (HLY).

Further details on the MEHM, the European surveys and health expectancy calculation and interpretation can be found on www.eurohex.eu.

What is in this report?

This report is produced by the European Health and Life Expectancy Information System (EHLEIS) as part of a country series. In each report we present:

- Life expectancies and Healthy Life Years (HLY) at age 65 for the country of interest and for the overall 28 European Union member states (EU28), using the SILC question on long term health related disability, known as the GALI (Global Activity Limitation Indicator), from 2005 to 2013. The wording of the question has been revised in 2008;
- Prevalence of activity limitation in the country of interest and in the European Union based on the GALI question by sex and age group;
- Health expectancies based on the two additional dimensions of health (chronic morbidity and self-perceived health) for the country of interest, based on SILC 2013;
- Life expectancy and HLY at age 65 in the member states of European Union in 2008 and 2013, by gender.

References

Jagger C., Gillies C., Moscone F., Cambois E., Van Oyen H., Nusselder W., Robine J.-M., EHLEIS Team. Inequalities in healthy life years in the 25 countries of the European Union in 2005: a cross-national meta-regression analysis. *The Lancet*. 2008;372(9656) 2124-2131

Robine J.-M., Jagger C., Mathers C.D., Crimmins E.M., Suzman R.M., Eds. *Determining health expectancies*. Chichester UK: Wiley, 2003.

Sullivan D.F. *A single index of mortality and morbidity*. HSMHA Health Reports 1971;86:347-354.

World Health Organization. *The uses of epidemiology in the study of the elderly: Report of a WHO Scientific Group on the Epidemiology of Aging*. Geneva: WHO, 1984 (Technical Report Series 706).

* Before the revision of 2008, the translations of the module used in some countries were not optimum (See Eurostat-EU Task Force on Health Expectancies common statement about the SILC data quality). This revision is being evaluated.

Life expectancy (LE) and Healthy Life Years (HLY) at age 65 for Poland and the European Union (EU28) based on SILC (2005-2013)

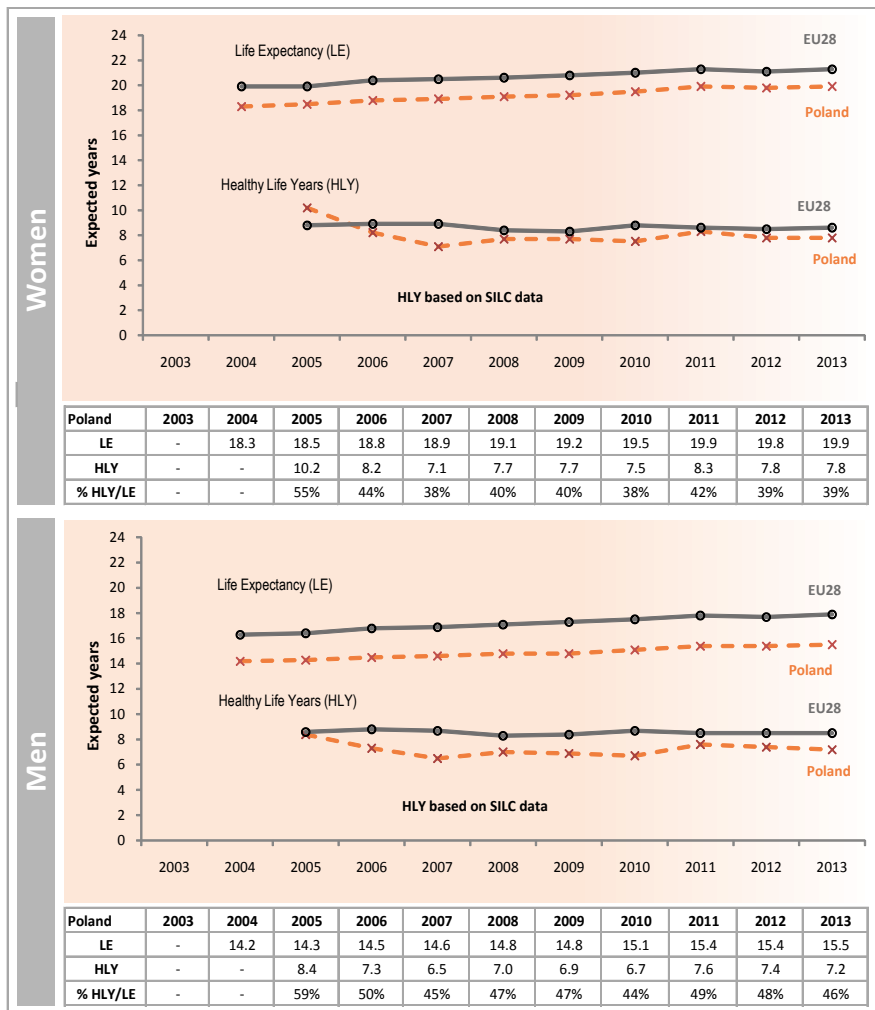
Key points:

Polish life expectancy (LE) at age 65 has increased by 1.6 years for women and 1.3 years for men over the period 2004-2013. By 2013 LE was lower than the EU28 average (21.3 for women and 17.9 for men) by 1.4 years for women and 2.4 years for men.

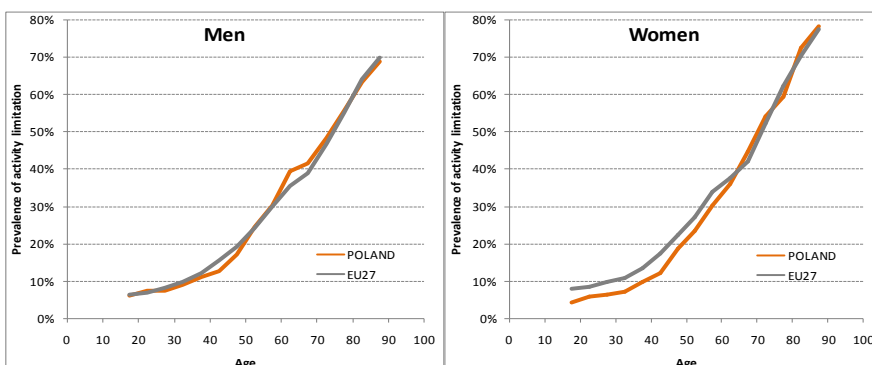
The HLY series, initiated in 2005 with the SILC data, shows that in 2013 women and men at age 65 can expect to spend 39% and 46% of their life without *self-reported long-term activity limitations* respectively.

In 2013 the HLY values for Poland are below the EU28 average (of 8.6 for women and 8.5 for men) by 0.8 year for women and 1.3 years for men. The HLY values remained stable in Poland since 2007, increased between 2010 and 2011 and slightly decreased in 2012 and 2013 for both sexes.

Note that there are some differences in the wording of the GALI question the years 2005 and in 2006-2008 and 2009-2010 in Poland.



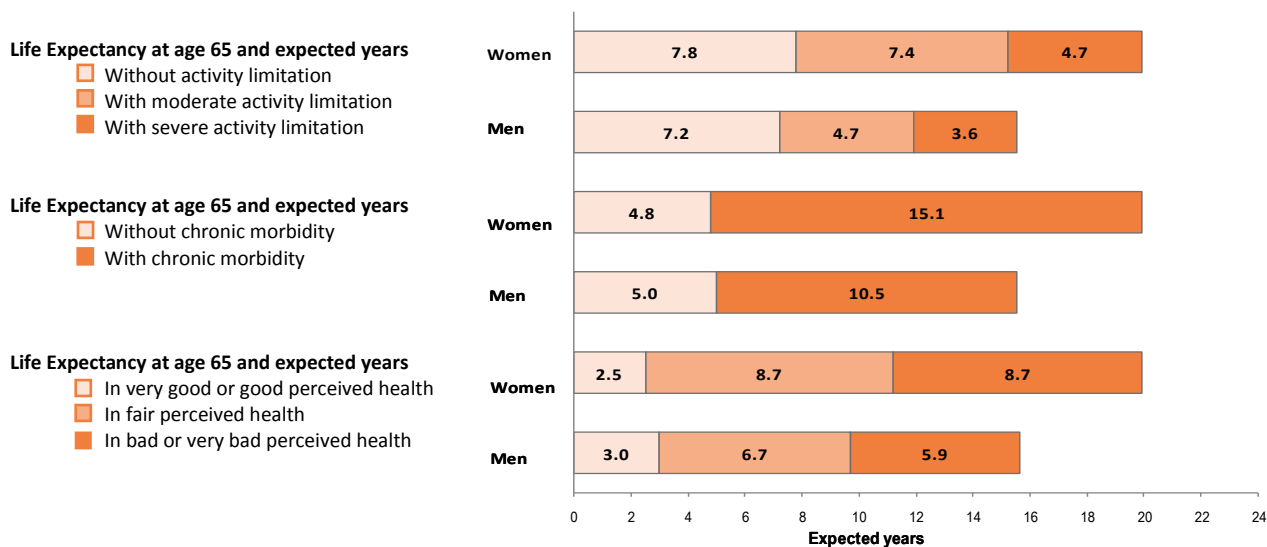
Prevalence of activity limitation in Poland and in the European Union (EU27) based on the GALI question, by sex and age group (SILC, Mean 2011-2013)



Reports of limitation in usual activities strongly increase with age in the European Union and women systematically report slightly more activity limitation than men. Compared to the mean trajectory by age observed in the European Union in the 3 years (2011-2013), Poland tends to display almost similar prevalence rate of activity limitation at all ages for both sexes.

These results should be interpreted with caution as samples sizes in the SILC survey vary remarkably; for instance in 2013 they ranged from 5429 in Denmark to 38039 in Italy. In 2013, the sample size for Poland comprised 15985 women and 14177 men aged 16 years and over.

Life and health expectancies at age 65 based on activity limitation (Healthy Life Years), chronic morbidity and perceived health for Poland (Health data from SILC 2013)



Key points:

In 2013, LE at age 65 in Poland was 19.9 years for women and 15.5 years for men.

Based on the SILC 2013, at age 65, women can expect to spend 7.8 years (39% of their remaining life) without activity limitation (corresponding to Healthy Life Years (HLY)), 7.4 years (37%) with moderate activity limitation and 4.7 years (24%) with severe activity limitation.*

Men of the same age can expect to spend 7.2 years (46% of their remaining life) without activity limitation compared to 4.7 years (30%) with moderate activity limitation and 3.6 years (23%) with severe activity limitation.*

Although the total years lived and the number of years lived without activity limitation was higher for women than men, women spent a larger proportion of their life in ill health and these years of ill health were more likely to be years with severe health problems.

These results should be interpreted cautiously given the lack of the institutional population, such as people living in nursing homes.

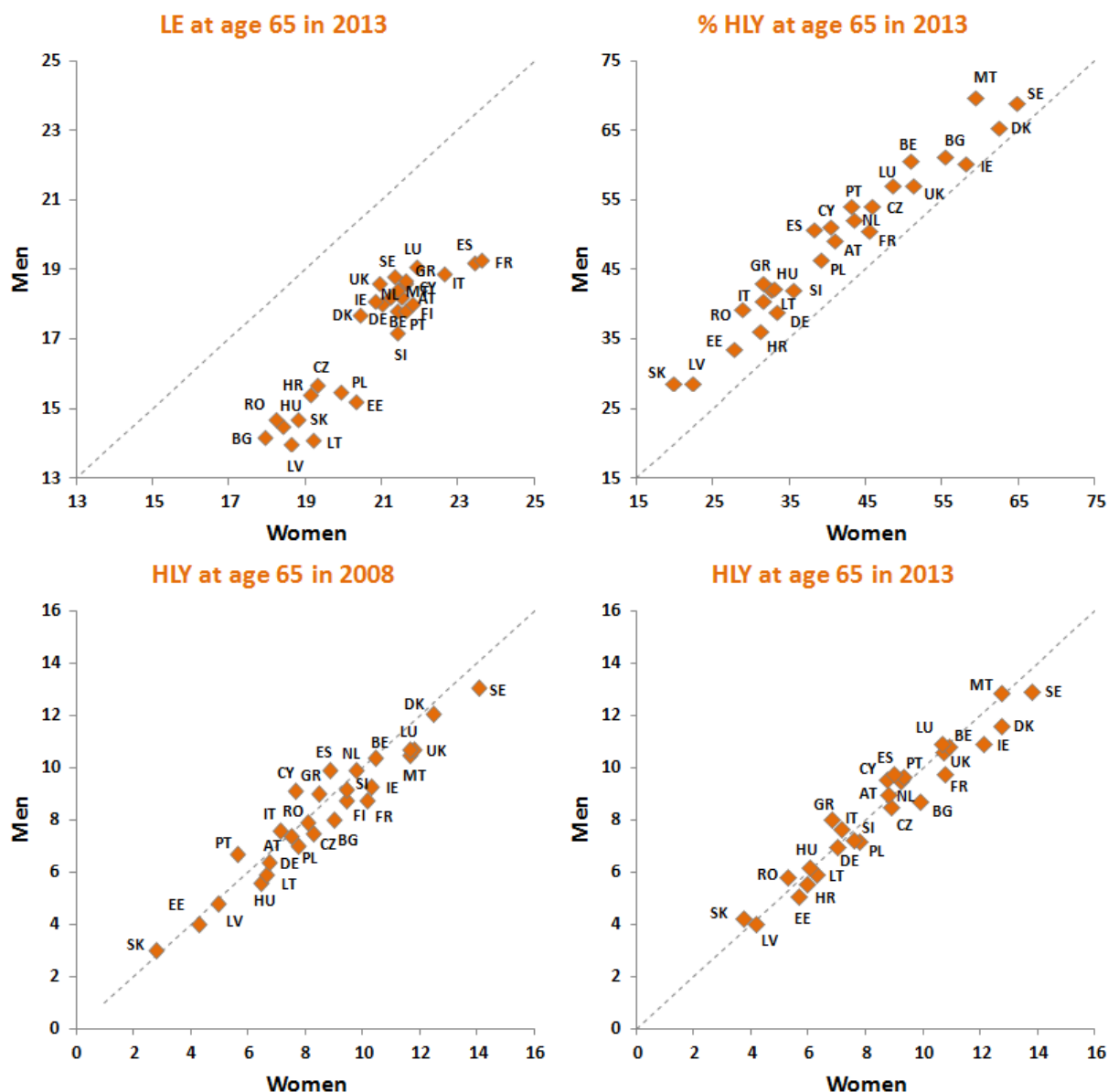
* These may not sum to Life Expectancy due to rounding

Publications and reports on health expectancies for Poland

- Wojtyniak B., Stokwiszewski J., Gorynski P., Poznanska A. *Długość życia i umieralność ludności Polski (Life expectancy and mortality of the Polish population)*. In: Wojtyniak B., Gorynski P., Moskalewicz B., editors. *Sytuacja Zdrowotna Ludności Polski i jej Uwarunkowania (Health situation of the Polish Population and its Determinants)*. Warszawa: Narodowy Instytut Zdrowia Publicznego-Państwowy Zakład Higieny; 2012.
- Wojtyniak B., Stokwiszewski J., *Regional and social differences in health status of the adult Polish population*. In: *Social inequalities in health in Poland*. WHO Regional Office for Europe, 2012.
- Wysocki M.J., Gromulska L., Car J., Goryński P., Sakowska I.: *HLY (Healthy Life Years) i inne syntetyczne mierniki sytuacji zdrowotnej ludności*. W: *Epidemiologia w zdrowiu publicznym. (HLY (Healthy Life Years) and other synthetic measures of population health status)*. In: *Epidemiology in public health*. Editors. J. Bzdęga, A. Gębska-Kuczerowska, Warsaw: Wydawnictwo Lekarskie PZWL, 2010, 46-63.
- Gromulska L., Wysocki M. J., Goryński P.: *Lata przeżyte w zdrowiu (Healthy life years, HLY) – zalecany przez Unię Europejską syntetyczny wskaźnik sytuacji zdrowotnej ludności (Healthy life years, (HLY) – a synthetic indicator of Population health situation)*. *Przeegl Epidemiol* 2008, 62, 811-820.
- Wróblewska W.: *Sumaryczne miary stanu zdrowia populacji (Summary measures of population health status)*. *Studia Demograficzne* 2008, 153-154 (1-2), 3-53.
- Wojtyniak B., Stokwiszewski J., Gorynski P., Poznanska A. *Długość życia i umieralność ludności Polski (Life expectancy and mortality of the Polish population)*. In: Wojtyniak B., Gorynski P., editors. *Sytuacja Zdrowotna Ludności Polski (Health situation of the Polish Population)*. Warszawa: Narodowy Instytut Zdrowia Publicznego-Państwowy Zakład Higieny; 2008. p. 31-86.
- Szałkiewicz E. *Starzenie się społeczeństwa – wyzwanie dla Polski (Ageing – challenge for Poland)*; 2006. Report No.: MEDI 2/2006.
- Krajowy Program „Zabezpieczenie Społeczne i Integracja Społeczna na lata 2006-2008” [National Report on Strategy for Social Protection and Social Inclusion 2006-2008]*. Warsaw: Ministry of Labour and Social Policy; 2006.
- Topór-Mądry R., Gilis-Januszewska A., Lusawa K. *Szacowanie potrzeb zdrowotnych (Estimation of health care needs)*. Warsaw: *Zdrowie i Zarządzanie*, no 2/2003; 2003.

Life expectancy (LE) and healthy life years (HLY) at age 65 in the member states (MS) of the European Union (EU) in 2008 and 2013: Correlation between genders (Health data from SILC 2008 and 2013)

In 2013, LE at age 65 varies by 9,7years in the EU from 13.9 years for men in Latvia to 23.6 years for women in France. In each MS, LE for women is always higher than for men – around 3.4 years on average. The proportion of LE free of activity limitation (corresponding to HLY) varies by country from 19.8% to 68.9%. Even ignoring potential outliers there still appears to be considerable cross-national variation. Men and women live about the same amount of time without activity limitations. Next to the 7 MS where the number of HLY was already slightly larger for men than for women in 2008, a slightly larger HLY in men is observed in an additional 5 MS in 2013.



BRIDGE-Health (Bridging Information and Data Generation for Evidence-based Health Policy and Research)

The **European Health and Life Expectancy Information System (EHLEIS)** is part of **BRIDGE-Health** which aims to prepare the transition towards a sustainable and integrated EU health information system within the third EU Health Programme, 2014-2020 (www.bridge-health.eu).

